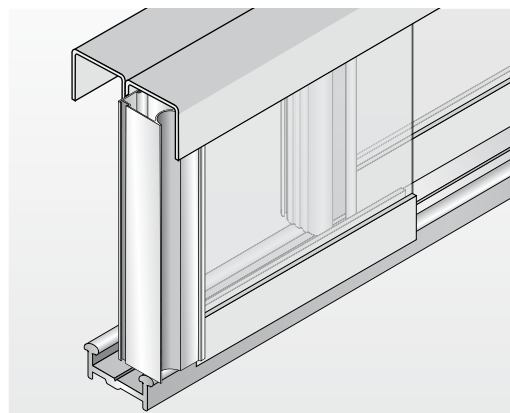
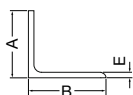


Accesorios para Kit 620



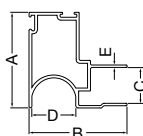
Perfil Tiradores

Diag. 3



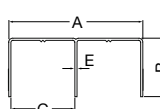
Perfil Terminación

Diag. 6



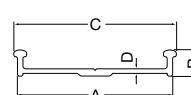
Riel Superior

Diag. 1

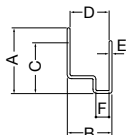


Riel Inferior

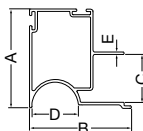
Diag. 2



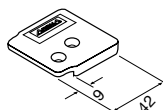
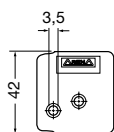
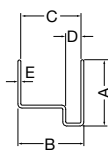
Diag. 4



Diag. 7



Diag. 5



Características

- Se provee en kit de 2 mts o 3 mts para dos puertas.
- Proveemos todas las partes por separado.

Cuadro de medidas (mm.)

Artículo	A	B	C	D	E	F
Diag.1	94,3	40	44,5	-	1,5	-
Diag.2	47,7	7,9	50	1,3	-	-
Diag.3	19	19	-	-	1,5	-
Diag.4	21	17,6	16,8	15	-	7
Diag.5	22	21,9	19,5	4,8	1,5	-
Diag.6	41	42	18	18,5	1,5	-
Diag.7	41	42	19,5	9	1,5	-

Terminaciones

- Anodizado Natural
- Anodizado Blanco